Fund Factsheet

Schroder 90 Plus Equity Fund

All data expressed as of 30 January 2026, unless otherwise stated. **Fund Category: Equity**

Effective Date
01 April 2010

Effective Statement
S-2880/BL/2010

Launch date
21 April 2010

Currency
IDR

Unit Price (NAV per Unit)
IDR 2,001.59

Fund Size
IDR 411,699,808,461

Minimum Initial Subscription
IDR 10,000
(Not applicable if subscription is made via Mutual Fund Selling Agent).

Number of Offered Units
15,000,000,000

Valuation Period
Daily

Subscription Fee
Maximum 2%

Redemption Fee
Maximum 1%

Switching Fee
Maximum 1.5%

Management Fee
Maximum 2.5% p.a.

Custodian Bank
Citibank NA, Indonesia

Custodian Fee
Maximum 0.25% p.a.

ISIN Code
IDN000099405

Bloomberg Ticker
SCHEQ90 IJ

Benchmark
JCI Index

Main Risk Factor
Risk of Deteriorating Economic and Political Conditions
Risk of Decrease In Investment Value
Risk of Liquidity
Risk of Dissolution and Liquidation
Risk of Regulatory Change

Risk Level

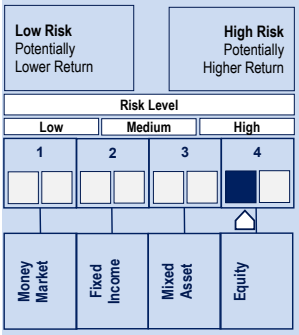

Source: Schroders.

About Schroders

PT. Schroder Investment Management Indonesia ("PT SIMI") is a 99% owned subsidiary of Schroders Plc. headquartered in the United Kingdom. Schroders started its investment management business in 1926 and managed funds approximately USD 1099.5 billion (as of September 2025) for its clients worldwide. PT SIMI manages funds aggregating IDR 51.74 trillion (as of January 2026) for its retail and institutional clients in Indonesia including pension funds, insurance companies and social foundations. PT SIMI is licensed and supervised by the Financial Services Authority (OJK) based on decree no. KEP-04/PM/MI/1997 dated 25 April 1997.

Investment Objective

Schroder 90 Plus Equity Fund aims to provide potential for capital growth and an attractive return on investment over the long term by capitalising on the growth of the Indonesian capital market.

Investment Policy

Equities	90 -100%
Money Market	0 -10%

Asset Allocation as of Reporting Date

Equities	96.23%
Money Market	3.77%

Top Holdings

ANEKA TAMBANG Tbk (Equity)	5.62%
BANK CENTRAL ASIA Tbk (Equity)	5.03%
BFI FINANCE INDONESIA Tbk (Equity)	3.08%
GOTO GOJEK TOKOPEDIA Tbk (Equity)	3.61%
INDOFOOD CBP SUKSES MAKMUR Tbk (Equity)	2.90%
KALBE FARMA Tbk (Equity)	5.15%
MAYORA INDAH Tbk (Equity)	3.37%
MERDEKA COPPER GOLD Tbk (Equity)	5.46%
MITRA KELUARGA KARYASEHAT Tbk (Equity)	2.77%
TIMAH Tbk (Equity)	6.69%

Investment Performance

Period	1 Month	3 Month	6 Month	YTD	1 Year	3 Year	5 Year	SI ^
Schroder 90 Plus Equity Fund	-1.79%	-0.34%	10.07%	-1.79%	5.30%	-2.84%	7.45%	100.16%
Benchmark	-3.67%	2.03%	11.29%	-3.67%	17.17%	21.79%	42.09%	185.96%

The Best Monthly Return 12.68% (Sep-10)
The Worst Monthly Return -16.51% (Mar-20)

^ Since Inception

Monthly Returns During the Last 5 Years

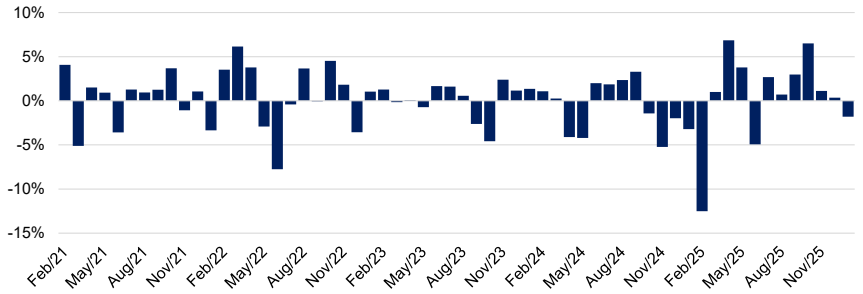

Unit Price Movement Since Inception

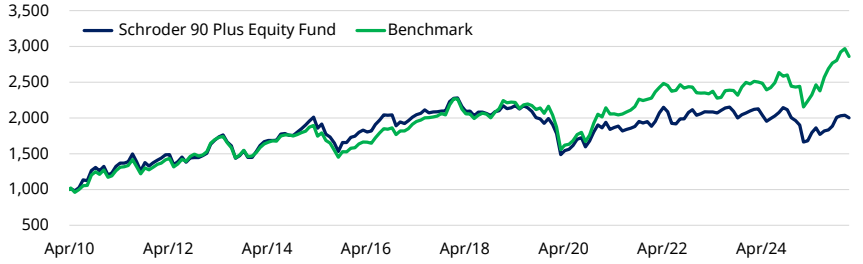

Award

About Custodian Bank

Citibank NA, Indonesia (“Citibank“) is a branch office of Citibank NA, a banking institution domiciled and having its headquarter in USA. Citibank has a license from the OJK to operate as a custodian in the capital market based on Bapepam Chairman Decision No. Kep-91/PM/1991 dated 19 October 1991. Citibank is registered and supervised by the OJK.

MORE INFORMATION IS AVAILABLE IN THE FUND'S PROSPECTUS, WHICH IS AVAILABLE AT WWW.SCHRODERS.CO.ID

BASED ON THE PREVAILING OJK REGULATION, SUBSCRIPTION, SWITCHING AND REDEMPTION CONFIRMATION LETTERS ARE VALID PROOF OF MUTUAL FUND UNITS OWNERSHIP, WHICH ARE ISSUED AND DELIVERED BY THE CUSTODIAN BANK.

INVESTMENT THROUGH MUTUAL FUNDS CONTAINS RISK. PRIOR TO INVESTING IN MUTUAL FUND, PROSPECTIVE INVESTORS MUST READ AND UNDERSTAND THE PROSPECTUS. PAST PERFORMANCE DOES NOT GUARANTEE/REFLECT INDICATIONS OF FUTURE PERFORMANCE. THE INDONESIAN FINANCIAL SERVICES AUTHORITY (OJK) MAKES NO STATEMENT OF APPROVAL OR DISAPPROVAL OF THIS INSTRUMENT, NOR EXPRESSING THE ACCURACY OR ADEQUACY OF THE CONTENTS OF THIS MUTUAL FUND PROSPECTUS. ANY STATEMENT CONTRARY WITH THESE MATTER IS AN ILLEGAL ACT.

Mutual fund is a capital market product and is not issued by Mutual Fund Selling Agent/banks. Mutual Fund Selling Agent is not responsible for the demands and risks of managing the mutual fund portfolio carried out by PT Schroder Investment Management Indonesia ("PTSIMI"). This fund factsheet does not replace the Mutual Fund Prospectus and has been prepared by PTSIMI for information purposes only and is not an offer to buy or a request to sell. All information contained in this document is presented correctly. If necessary, investors are advised to seek professional opinion before making investment decisions. Past performance is not necessarily a guide to future performance, nor are estimates made to give an indication of future performance or trends. PTSIMI as the Investment Manager is registered and supervised by the OJK.

Facebook: Schroders Indonesia **Youtube: Schroders Indonesia** **LinkedIn: Schroders**